

# Harry Taylor

CELEBRATING **90** YEARS

## De-stratification fans - DS series

With any conventional air heating system warm air will rise to roof level by natural convection. In high buildings such as factories, warehouses and sports centres, this can result in high temperature gradients and consequently increased energy usage.

Benson de-stratification fans reverse the natural convection process, re-circulating warm air back to working level providing a permanent reduction in roof space temperature and uniform temperature distribution.

### Model range:

De-strat fans are available in five sizes, with mounting heights ranging from 4m to 18m & air volumes from 3,000 m<sup>3</sup>/h up to 11,000 m<sup>3</sup>/h.

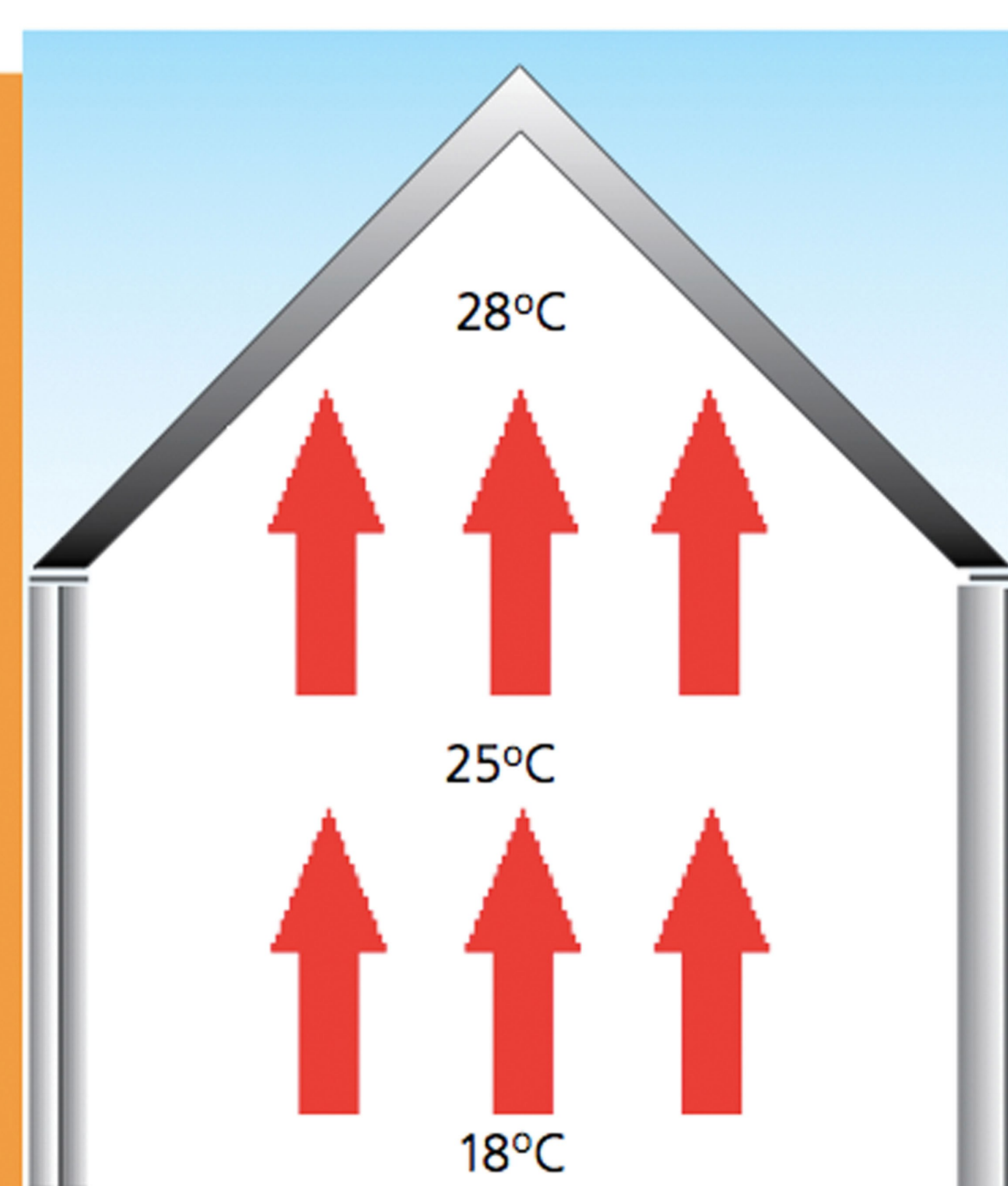
DS units are supplied with a high efficiency axial fan with mesh finger guard, robust double skin cabinet with four point suspension & four way discharge with adjustable louvres.

Frost protection unit excluding integral thermostat also available.

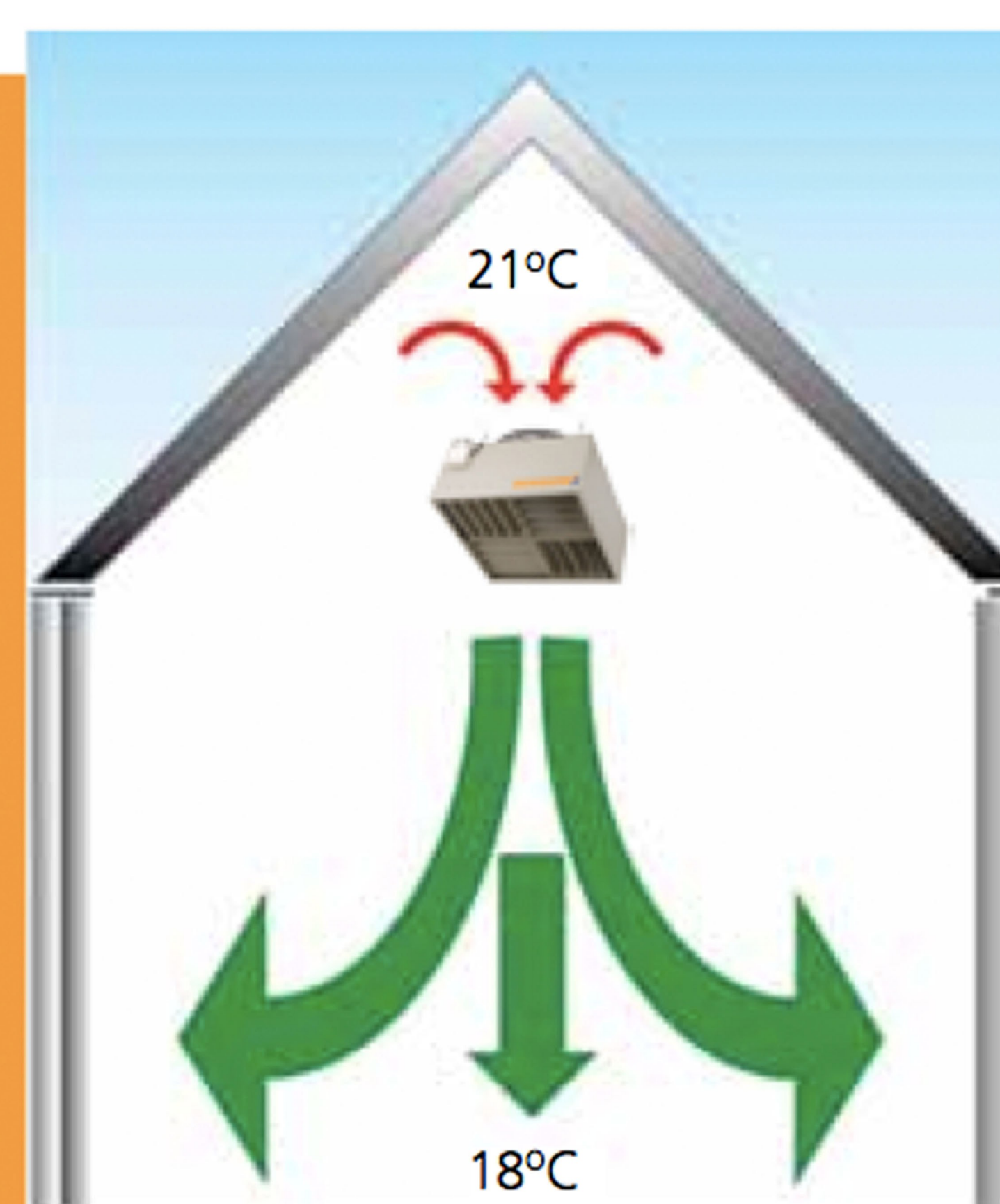


### Features

- > Heat recovery by re-circulating high level hot air back to occupancy level
- > Reduced fuel bills by eliminating excess heat loss through the roof
- > Heat reclaim from lighting and machinery
- > Improved comfort level for occupants
- > Reduced pre-heat time



Without de-stratification heat rises resulting in poor distribution, increased heat loss and running costs.



The DS fan returns heat to the working zone for improved comfort and reduced running costs.

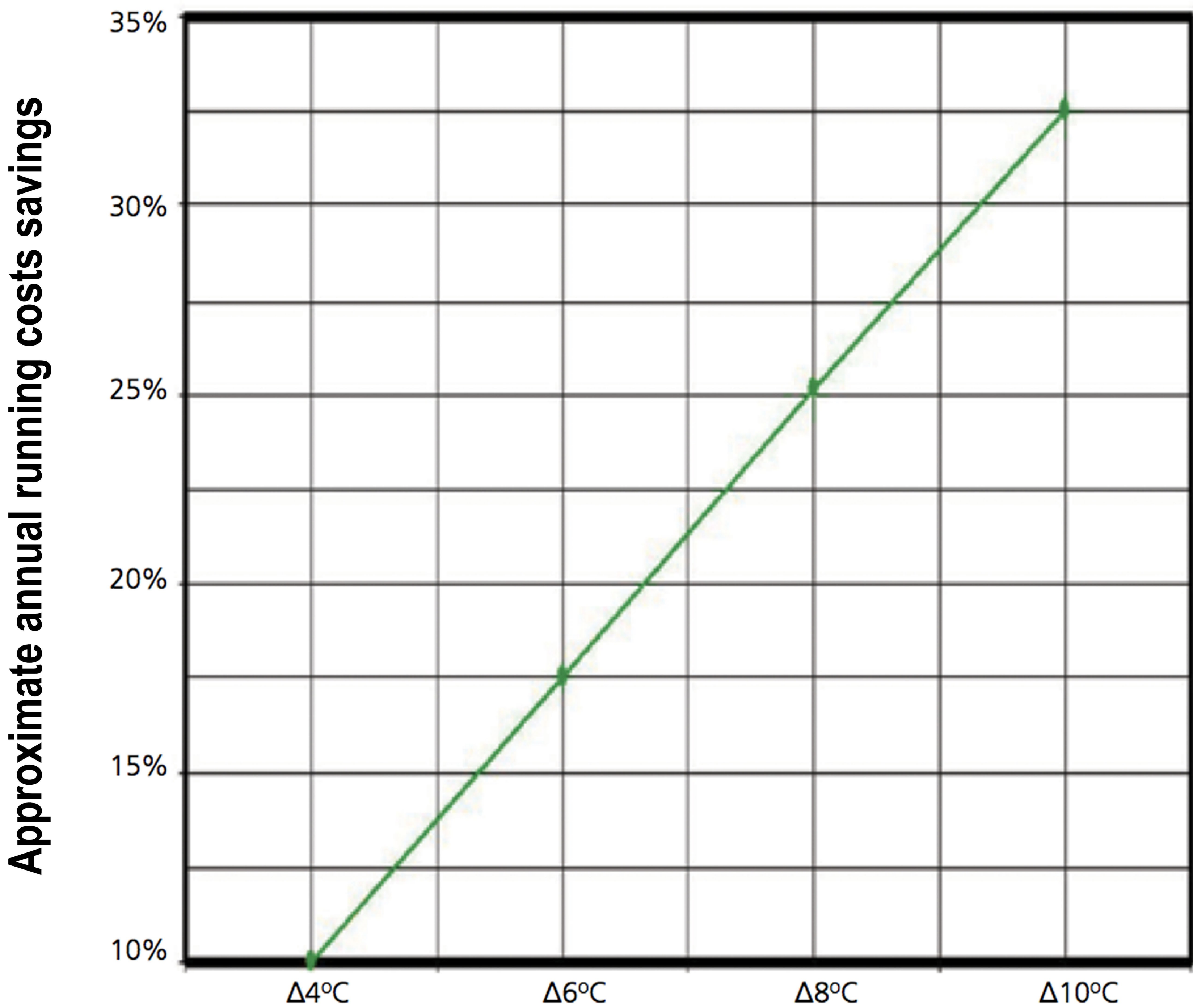
**“Taylor” made solutions from the company with the know - how**

**Visit us online: [www.harrytaylor.co.uk](http://www.harrytaylor.co.uk)**



# Destratification fans - DS series

## Potential savings by reducing excess of heating stratification



**ΔT Temperature gradient from floor to roof level**

**For effective de-stratification, sufficient fans must be installed to re-cycle heat from the full roof area.**

## Installation

DS units are supplied ready for automatic operation with installation only requiring mounting & connection to a single phase electrical supply. Standard units are supplied with an integral thermostat to operate the fan as soon as the roof space temperature rises above the set point. For frost protection applications units are supplied without thermostats to be linked to frost protection controls. The four-way adjustable outlet blades allow the air direction & terminal velocity to be set to suit the application and mounting height.

## Design Data

Select the DS unit to suit the mounting height required, ideally the units should be installed approximately 1 metre below the apex. Calculate the volume of the building & multiply by two to determine the amount of air that needs to be re-circulated for effective de-stratification. Divide by the unit's primary air volume to determine the number of units required.

Technical Data						
		Model Ref				
		DS3	DS4	DS6	DS8	DS10
Mounting height	m	4 - 8	6 - 12	6 - 12	10 - 18	10 - 18
Approx mounting centres <sup>1</sup>	m	13 - 16	15 - 20	15 - 20	16 - 21	17 - 23
Air volume	m <sup>3</sup> /h	3000	4250	6500	7650	11000
	c.f.m	1765	2500	3826	4500	6475
Maximum throw	m	8	12	12	18	18
Velocity	m/s	3.77	3.63	4.72	6.53	5.73
Electrical supply		230V 50Hz 1Pha				
Motor size	W	160	230	245	600	725
Operating current	A	0.7	0.8	1.1	2.0	3.5
Starting current	A	1.5	1.9	2.4	6	6.7
Fuse rating	A	6	6	6	10	10
Thermostatic control		Included				
Sound pressure level <sup>2</sup>	Lp dB(A)	51	54	56	62	65
Net weight	kg	15	23	20	23	30

1 Mounting centres depend on mounting height  
2 Sound level @ 4m

**Harry Taylor Southern office:**  
Kitsons Works, Aylesbury Road,  
Bromley, Kent,  
BR2 0QZ, UK

**Southern office tel:** 020 8464 0915  
[southernoffice@harrytaylor.co.uk](mailto:southernoffice@harrytaylor.co.uk)

**Harry Taylor Northern office:**  
Guide Bridge Mill, South Street,  
Ashton - under - Lyne, Lancs,  
OL7 0HU, UK

**Northern office Tel:** 0161 308 4550  
[northernoffice@harrytaylor.co.uk](mailto:northernoffice@harrytaylor.co.uk)

